

# Oxford Phonics World 5

with 2 interactive  
Multi-ROMs

Letter Combinations



Kaj Schwermer  
Julia Chang  
Craig Wright

OXFORD

# Oxford Phonics World 5

Letter Combinations


Kaj Schwermer Julia Chang Craig Wright



OXFORD  
UNIVERSITY PRESS

# Letter Combinations


## Unit 1

ar ir ur er or  .....4

ar ..... car farm park star  
ir ur ..... bird girl nurse purple  
er or ..... teacher sister doctor tractor

**Story** .....11


## Unit 2

ou ow oi oy oo u  .....12

ou ow ..... mouse house cow brown  
oi oy ..... coin soil toy boy  
oo u ..... book foot bush pull

**Story** .....19

### Review 1

**Song**  .....20

**Game**  .....23

## Unit 3

au aw all wa or oar  .....24

au aw ..... sauce August prawn draw  
all wa ..... ball tall water walk  
or oar ..... horse fork roar board

**Story** .....31


## Unit 4


are air ea ear ear eer  .....32

are air ..... square share chair hair  
ea ear ..... bread head bear pear  
ear eer ..... ear clear deer cheer

**Story** .....39

### Review 2

**Song**  .....40

**Game**  .....43



## Unit 5

a e i o u  .....44

a..... acorn baby elevator lady


e i..... he she tiger child

o u..... cold hotel uniform music

**Story** .....51

schwa

## Unit 6

a e i o u o  .....52

a..... panda gorilla banana umbrella


e i o u..... chicken pencil lemon surprise

o..... monkey love son honey

**Story** .....59

## Review 3

**Song**  .....60

**Game**  .....63

silent letters

## Unit 7

kn wr mb e rh st  .....64


kn wr..... knife knee write wrong

mb e..... lamb comb glove live

rh st..... rhino rhubarb whistle castle

**Story** .....71

## Unit 8

ture sure tion sion ous ful  .....72

ture sure..... picture nature treasure measure


tion sion..... station competition television excursion

ous ful..... famous dangerous beautiful helpful

**Story** .....79

## Review 4

**Song**  .....80

**Game**  .....83

**Picture Dictionary** .....84

**Student Cards** .....89

**Certificate** .....101

# Unit 1

ar ir ur er or

A Listen and learn. disc 1  
**03**



c a r

a r

B Listen, point, and read. disc 1  
**04**

1.



car

2.



farm

3.



park

4.







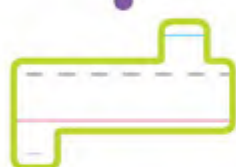



star

**C** Listen, point, and read. disc 1  
05

- |    |  |       |  |      |
|----|--|-------|--|------|
| 1. |   | cap   |    | car  |
| 2. |   | fan   |   | farm |
| 3. |   | pan   |   | park |
| 4. |  | stamp |  | star |

**D** Say, match, and write.

star car park farm

1.		2.		3.		4.	
							

**E** Listen and chant. Then read. disc 1  
06



There's a car at the farm  
and a star in the park.



A Listen and learn. disc 1  
**07**



bird

ir



nurse

ur

B Listen, point, and read. disc 1  
**08**

- 

bird
- 

girl
- 

nurse
- 

purple




**C** Say, read, and circle.

1.



girl  
glue

2.



nurse  
nose

3.



bird  
bed

4.



purple  
pillow

**D** Listen and write. Then number.

disc 1  
09

1. The  has a  hat.

2. The  wants to be a .

3. This is a  .



**E** Listen and chant. Then read.

disc 1  
10



The girl takes her purple  
bird to the nurse.





A Listen and learn. disc 1 11



teacher

er



doctor

or

B Listen, point, and read. disc 1 12

1.  teacher

2.  sister

3.  doctor

4.  tractor



**C Listen and connect.** disc 1  
**13**

1.



- doctor
- nurse

2.



- desk
- teacher

3.



- sister
- mother

4.



- tractor
- farm

**D Circle and write.**

1.



teach

er  
or

teacher

2.



tract

er  
or

3.



doct

er  
or

4.



sist

er  
or

**E Listen and chant. Then read.** disc 1  
**14**



The teacher, the doctor, and my sister ride a tractor.



# ar ir ur er or

**A** Listen, circle, and write.

disc 1  
15

1.



ar er

park

2.



er ar

teach

3.



ar ur

nurse

4.



ar ir

bird

5.



er ar

sister

6.



ir ar

girl

7.



ar ur

farm

8.



or ar

doctor

9.



ar ur

people

Now try these!

Read.

1. shirt

2. hurt

3. finger

4. shark

5. actor

6. dirt

Were you right?

disc 1  
16

**B** Look and listen. Read along. disc 1  
**17**

## The Race

There is a race from the park to the farm.



A girl and her sister race in a tractor. The tractor is blue. The tractor is slow, but it has big, black tires.

A teacher and a doctor race in a car. The car is red. The car is fast.



The road from the park to the farm is a dirt road with lots of mud.

Who will win?

Answer: The bird!



**New words:** race slow tire dirt answer  
**Sight words:** from who will

**A** Listen and learn. disc 1  
18



**B** Listen, point, and read. disc 1  
19

1.



mouse

2.



house

3.



cow

4.



brown



**C** Read and connect.

1. h •                      • own •



2. c •                      • ouse •



3. br •                      • ouse •



4. m •                      • ow •

**D** Listen, unscramble, and write.

disc 1  
20



1 u s o h e

house

2 e u m s o

\_\_\_\_\_

3 r b n w o

\_\_\_\_\_

4 o c w

\_\_\_\_\_

**E** Listen and chant. Then read.

disc 1  
21



The mouse and the cow  
live in a brown house.



er




or



ou



ow



oi



oy



oo



u



oo

A Listen and learn. disc 1  
**22**



c o i n

o i



t o y

o y

B Listen, point, and read. disc 1  
**23**

1.



coin

2.



soil

3.



toy

4.



boy



ar



ir



ur



er



or

**C** Listen and circle the ones with the same vowel sound.

disc 1  
24

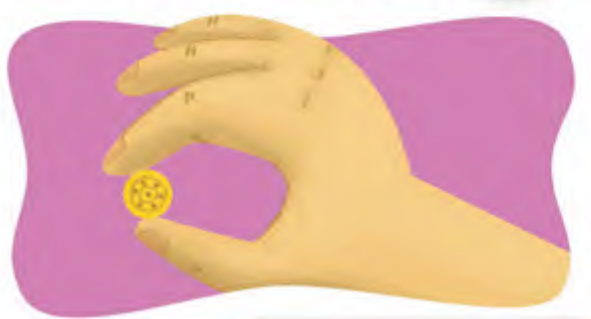
1. 

2. 

3. 

**D** Listen and write.

disc 1  
25

1. 


A little

2. 

A big

3. 

The  is brown.

4. 

The  is red.

**E** Listen and chant. Then read.

disc 1  
26



The boy can see a toy and a coin in the soil.





A Listen and learn. disc 1  
27



book

oo



bush

u

B Listen, point, and read. disc 1  
28

1.



book

2.



foot

3.



bush

4.



pull



**C** Say, circle, and write.

1.



u oo

b sh

2.



u oo

f t

3.



oo u

b k

4.



oo u

p ll

**D** Say, connect, and write.

1.



f u d  
h oo t

foot

2.



b oo sh  
v u ch

3.



b u r  
p oo ll

4.




d oo k  
b u g

**E** Listen and chant. Then read.

disc 1  
29



I pull a book from a bush with my foot.



# ou ow oi oy oo u

**A** Listen, circle, and write. disc 1  
**30**

1.



oi oo ou

c n

2.



ow u oy

p ll

3.



oo oi ou

b k

4.



u oi ow

br n

5.



oo ou oy

b

6.



ou u oy

h se

**Now try these!**

Listen, circle, and write. disc 1  
**31**

1. oo ou oy

\_\_\_\_\_

2. u oi ow

\_\_\_\_\_

3. oy ou oo

\_\_\_\_\_

4. u ow oi

\_\_\_\_\_

Were you right?



**B** Look and listen. Read along. disc 1 **32**

## A Cow in the House

A boy and a mouse play with toys in a farm house. It is cold outside. A brown cow wants to join the boy and the mouse in the house.



**New words:** join flip soft **Sight words:** cold only

A Look and listen. Sing along.

disc 1  
33

Song

Big purple tractor  
In the hot, hot, sun.  
Big purple tractor,  
Summer fun!

There is a big purple tractor on our farm  
That works and works all day.  
With huge, black tires, it digs brown soil.  
It's loud and slow,  
And it pulls our hay.

We drive the big purple tractor from our house  
To the apple tree.  
Happy boys and girls pick the red apples.  
Then we bake pies  
For our family.





**B** Listen, circle, and write.

disc 1  
34

1.

o

2.

r

3.

u

4.

b

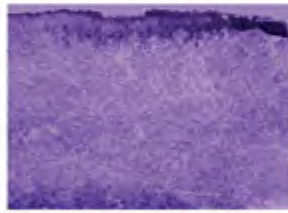
**C** Read and check. Then ask your partner and check.

	You		Your partner	
1. Are you in a house?	<input type="checkbox"/> Yes	<input type="checkbox"/> No	<input type="checkbox"/> Yes	<input type="checkbox"/> No
2. Do you have a coin in your bag?	<input type="checkbox"/> Yes	<input type="checkbox"/> No	<input type="checkbox"/> Yes	<input type="checkbox"/> No
3. Can you see a park from your window?	<input type="checkbox"/> Yes	<input type="checkbox"/> No	<input type="checkbox"/> Yes	<input type="checkbox"/> No
4. Are you a boy or a girl?	<input type="checkbox"/> Boy	<input type="checkbox"/> Girl	<input type="checkbox"/> Boy	<input type="checkbox"/> Girl



ar ir ur er or ou ow oi oy oo u

**D** Say and circle.



g	c	f	a	r	m	w	t
g	i	r	l	c	o	w	r
v	h	o	u	s	e	c	a
b	i	r	d	w	y	a	c
t	e	a	c	h	e	r	t
p	u	r	p	l	e	t	o
s	p	u	l	l	b	o	r
c	o	i	n	s	u	y	j



**E** Find four more words in the puzzle. Circle and write.

1. The \_\_\_\_\_ has a \_\_\_\_\_.



2. I want a \_\_\_\_\_.



F Play the Bingo game.





**A** Listen and learn. disc 1 35



s a u c e


a u





p r a w n


a w

**B** Listen, point, and read. disc 1 36

1.  sauce

2.  August

3.  prawn

4.  draw

**C Listen and circle.** disc 1  
**37**

1.  au  
aw 

2.  aw  
ow 

3.  oi  
aw 

4.  ow  
aw 


5.  au  
ou 

6.  Au  
Ou 

**D Circle and write.**


1.  ou  
au  
s \_ \_ ce

2.  ou  
au  
m \_ \_ se

3.  ow  
aw  
\_ dr \_ \_

4.  ow  
aw  
br \_ \_ n

5.  Au  
Ou  
\_ \_ \_ gust

6.  aw  
au  
pr \_ \_ n

**E Listen and chant. Then read.** disc 1  
**38**



I draw and eat prawns  
with sauce in August.



au aw all wa or oar

A Listen and learn. disc 1  
39



ball

all



water

wa

B Listen, point, and read. disc 1  
40

1.  ball

2.  tall

3.  water

4.  walk

**C** Connect and write.

1.



wa •      • all  
t •      • ter

\_\_\_\_\_

\_\_\_\_\_

\_\_\_\_\_

2.



wa •      • all  
b •      • lk

\_\_\_\_\_

\_\_\_\_\_

\_\_\_\_\_

3.



t •      • all  
wa •      • ter

\_\_\_\_\_

\_\_\_\_\_

\_\_\_\_\_

4.



b •      • lk  
wa •      • all

\_\_\_\_\_

\_\_\_\_\_

\_\_\_\_\_

**D** Read and number.

- I see a ball in the water.
- The tall man has a ball.
- I like to walk in the water.
- The tall girl can walk very fast.



**E** Listen and chant. Then read.



The tall boy can walk  
with a ball in the water.



au



aw



all



wa



or



oar



are







air



A Listen and learn. disc 1  
42



B Listen, point, and read. disc 1  
43

- 1.   
**horse**
- 2.   
**fork**
- 3.   
**roar**
- 4.   
**board**

**C** Listen and connect. What does the horse want? disc 1  
44



**D** Find, circle, and write.

n p f o r k h d r o a r w b o a r d g j h o r s e f

1.			2.		
3.			4.		

**E** Listen and chant. Then read. disc 1  
45




I draw a horse and a fork  
on the board and roar!



# au aw all wa or oar


**A** Listen, circle, and write. disc 1  
46

1.   
all or ow  
f k

2.   
or aw all  
t

3.   
all ou au  
s ce


4.   
au wa oar  
ter

5.   
oar oy or  
r

6.   
All Ou Au  
gust

7.   
aw wa all  
dr

8.   
ar wa aw  
lk

9.   
or all ou  
b

**Now try these!**

**Read.**

Were you right?

- 1. wall
- 2. sport
- 3. laundry
- 4. saw
- 5. wand
- 6. oar



disc 1  
47

**B** Look and listen. Read along. disc 1  
**48**

## The Prawn in the Water



1  
It is August. My brother and sister play with a ball and an oar on the beach. I walk in the water with a net.



2  
The fish are too fast, but the prawn is slow. I catch the prawn in my net!



3  
My mother can cook the prawn, and I can eat it with sauce and a fork.




4  
Look! This prawn has brothers and sisters. It likes to play in the water, just like me. Goodbye, prawn.

**New words:** oar beach cook **Sight words:** goodbye





**A** Listen and learn. disc 1  
49



s q u a r e

a r e



c h a i r

a i r

**B** Listen, point, and read. disc 1  
50



square



share



chair



hair

**C** Listen and draw squares.

disc 1  
51



**D** Read and number.

1. The girl has long hair.
2. The square is blue.
3. This is my blue chair.
4. We like to share a chair.



**E** Listen and chant. Then read.

disc 1  
52





We share a big square chair and brush our hair.




are air ea ear ear eer

A Listen and learn. disc 1  
53



B Listen, point, and read. disc 1  
54



bread



head



bear



pear

**C** Listen, write, and match. disc 1  
55

1.

2.



3.

4.

**D** Look at the picture in Activity C and write.

pear head bread bear

1. The  is on a chair.

2. The bear has a big .

3. The  is yellow.

4. The mouse is eating the .

**E** Listen and chant. Then read. disc 1  
56



The bear has a pear  
and bread on his head.



are air ea ear ear eer

**A** Listen and learn. disc 1 57



ear

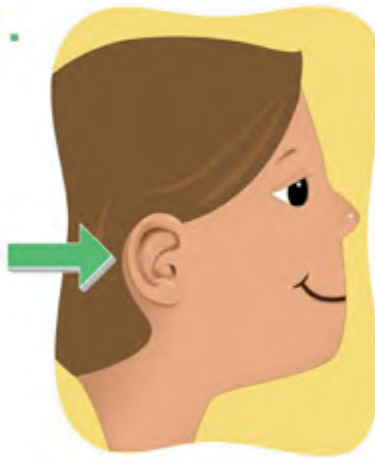
ear



deer

eer

**B** Listen, point, and read. disc 1 58

1. 

ear

2. 

clear

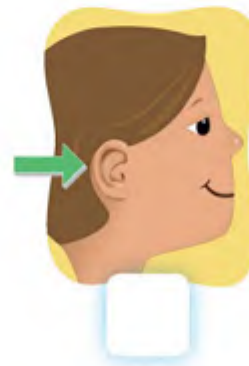
3. 

deer

4. 

cheer

**C** Listen and number. disc 1  
59



**D** Unscramble and write.



l a r c e

---



---



e r d e

---



---

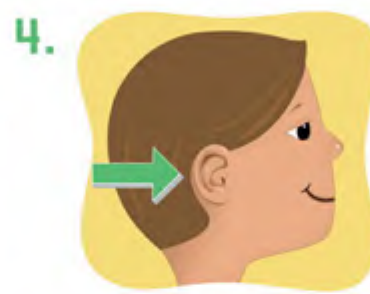


e c e h r

---



---



r a e

---



---

**E** Listen and chant. Then read. disc 1  
60



I cheer when I see  
the ears on the deer.



# are air ea ear ear eer

**A** Listen, circle, and write. disc 1  
61

1.



air ear

b

2.



ea are

squ

3.



ear air

cl

4.



ear ea

br d

5.



are eer

ch

6.



ea air

ch

**Now try these!**

Listen, circle, and write. disc 1  
62

1. eer are

2. eer air

3. are ea

4. are ear

Were you right?



**B** Look and listen. Read along.

disc 1  
63

## Clark and Clare Start to Share



This is Clare, and that is Clark. Clare has small ears and long hair. Clark has a big head and short hair.



Clark has some bread. Clare has a pear. Clark wants the pear, and Clare wants some bread.



Clare and Clark have a bear. They both want the bear. Mother says, "Don't fight! You must share."



Clark and Clare sit on a chair. They share the chair, the bear, the bread, and the pear. Mother gives a cheer.

**New words:** short fight **Sight words:** both must gives



**A** Look and listen. Sing along.

disc 1  
64

### Song

Dad takes my brother and me,  
So the man can cut our hair.

My brother is short. He sits on a board.  
I'm tall. I sit in the chair.

The man sprays water on our heads,  
And then he cuts our hair.

Dad takes my brother and me,  
So the man can cut our hair.

It's August so he cuts it short.

Now we can see our ears.

This time my brother does not cry,  
And we all give a cheer. Yay!



# ea ear ear eer



**B** Listen and circle. 

1. sauce      horse      square      head

---

2. ball      bear      hair      walk

---

3. chair      prawn      cheer      draw

---

4. deer      clear      August      water

---

5. roar      share      ear      fork

---

6. bread      bear      prawn      tall

**C** Read and check. Then ask your partner and check.

	You		Your partner	
1. Are you tall?	<input type="checkbox"/> Yes	<input type="checkbox"/> No	<input type="checkbox"/> Yes	<input type="checkbox"/> No
2. Do you walk to school?	<input type="checkbox"/> Yes	<input type="checkbox"/> No	<input type="checkbox"/> Yes	<input type="checkbox"/> No
3. Can you draw a horse?	<input type="checkbox"/> Yes	<input type="checkbox"/> No	<input type="checkbox"/> Yes	<input type="checkbox"/> No
4. Can a bear drink water?	<input type="checkbox"/> Yes	<input type="checkbox"/> No	<input type="checkbox"/> Yes	<input type="checkbox"/> No
5. Do you eat bread with a fork?	<input type="checkbox"/> Yes	<input type="checkbox"/> No	<input type="checkbox"/> Yes	<input type="checkbox"/> No

# au aw all wa or oar are air ea ear

**D** Listen, read, and write. disc 1  
66

1. I can \_\_\_\_\_ a \_\_\_\_\_.

ball  
draw

2. The \_\_\_\_\_ has a big \_\_\_\_\_.

bear  
head

3. I \_\_\_\_\_ a \_\_\_\_\_ with my sister.

share  
pear

4. The \_\_\_\_\_ jumps over a \_\_\_\_\_.

wall  
horse

**E** Look, write, and match.

a	b	c	d	e	f	g	h	i	j	k	l	m	n	o	p	q	r	s	t	u	v	w	x	y	z
1	2	3	4	5	6	7	8	9	10	11	12	13	14	15	16	17	18	19	20	21	22	23	24	25	26

1. 6 15 18 11




\_\_\_\_\_

2. 19 17 21 1 18 5

\_\_\_\_\_

3. 23 1 20 5 18

\_\_\_\_\_



4. \_\_\_\_\_

19 1 21 3 5

5. \_\_\_\_\_

2 18 5 1 4

6. \_\_\_\_\_

8 1 9 18

ear eer

Game

F Play the game.



This is my head.

I eat sauce with a fork.

There is a bear on a chair.

I have brown hair.



I have ears.



I am not tall.



A horse cannot roar.



I draw on the board.

Start End

End Start

**A** Listen and learn. disc 2  
02



**B** Listen, point, and read. disc 2  
03

1.



acorn

2.



baby

3.



elevator

4.




lady

**C** Look, read, and circle.


1.

baby elevator  
  
 acorn lady

2.

lady baby  
  
 elevator acorn

3.

acorn lady  
  
 elevator baby

**D** Listen, unscramble, and write.

disc 2  
04

1.



d y l a

\_\_\_\_\_

2.



a b y b

\_\_\_\_\_

3.



c n a r o

\_\_\_\_\_

**E** Listen and chant. Then read.

disc 2  
05



The lady and her baby  
 have a big acorn.



A Listen and learn. disc 2  
**06**



B Listen, point, and read. disc 2  
**07**



he



she



tiger



child

**C** Say and circle.

1. e



2. i



3. e



4. i



**D** Say, match, and write.

1.



2.



3.



4.



**E** Listen and chant. Then read.

disc 2  
08



He has a tiger,  
and she has a child.



eer



a



e



i



o



u



a



e





a e i o u

A Listen and learn. disc 2 09



B Listen, point, and read. disc 2 10



cold



hotel



uniform



music

**C Listen and connect.** disc 2 11



- hot
- hotel



- music
- mouse



- farm
- uniform



- cold
- coat

**D Circle and write.**



h u tel  
o

\_\_\_\_\_



m u sic  
o

\_\_\_\_\_



c u ld  
o

\_\_\_\_\_



u niform  
o

\_\_\_\_\_

**E Listen and chant. Then read.** disc 2 12



I wear my uniform and play music in the hotel.



**A** Listen, circle, and write. disc 2  
13

1.



a e

b by

2.



e i

h

3.



o u

c ld

4.



o u

niform

5.



i a

t ger

6.



e a

corn

**Now try these!**

Listen, unscramble, and write. disc 2  
14

Were you right?

1. e b a z r

\_\_\_\_\_

2. o d s a

\_\_\_\_\_

3. i d k n

\_\_\_\_\_

4. t o c e r p m u

\_\_\_\_\_



**B** Look and listen. Read along. disc 2  
**15**

## The Lady and the Dog



A lady is shopping with her baby cat. She is wearing her new gold acorn pin. She sees a dog. It is wearing a dirty uniform. "I don't like dogs," she thinks. "They are dirty."



Oh, no! She can't find her acorn pin!



She takes the elevator up. She likes the music in the elevator. She sees the dog. The dog has her acorn pin!



The lady sits and drinks cold soda. "I like dogs," she thinks. "They are kind."

**New words:** shopping wearing dirty can't soda  
**Sight words:** sits drinks



**A** Listen and learn. disc 2  
16



**B** Listen, point, and read. disc 2  
17

1.



panda

2.



gorilla

3.



banana

4.



umbrella

**C** Listen and circle the ones with the same ending sound.

1. 

2. 


3. 

**D** Look and write.

banana gorilla umbrella panda

1.  A big  
\_\_\_\_\_.

2.  A yellow  
\_\_\_\_\_.

3.  A brown  
\_\_\_\_\_.

4.  A pink  
\_\_\_\_\_.

**E** Listen and chant. Then read.



A gorilla and a panda eat a banana under an umbrella.




A Listen and learn. disc 20



chicken

e



pencil

i



lemon

o



surprise

u

B Listen, point, and read. disc 21

1.



chicken

2.



pencil

3.



lemon

4.



surprise

**C** Listen and circle the schwa sound. disc 2  
**22**

1. chicken 2. surprise 3. pencil 4. lemon

**D** Listen and write. Then number. disc 2  
**23**

1. \_\_\_\_\_! It's a tiger!

2. I can draw a \_\_\_\_\_ with my  
\_\_\_\_\_.

3. I have a \_\_\_\_\_ and a \_\_\_\_\_.

4. The gift is a \_\_\_\_\_.



**E** Listen and chant. Then read. disc 2  
**24**



A lemon, a chicken, and  
a pencil. What a surprise!





**A** Listen and learn. disc 2  
25



**B** Listen, point, and read. disc 2  
26

1.



monkey

2.



love

3.



son

4.



honey



**C** Read and connect.

1. l • • onkey •


2. s • • ove •

3. m • • oney •

4. h • • on •




**D** Say, connect, and write.

1.  s a n  
z o m

\_\_\_\_\_

2.  m o ney  
n oo nkey

\_\_\_\_\_

3.  l o b  
r u ve

\_\_\_\_\_

4.  h u ney  
f o nkey

\_\_\_\_\_

**E** Listen and chant. Then read.

disc 27 



My son loves monkeys,  
and he loves honey.



a e i o u o

A Say, circle, and write.

1.



a o

love

2.



o a

gorilla

3.



i e

pencil

4.



a e

banana

5.



a o

lemon

6.



o a

honey

7.



e u

surprise

8.



e o

chicken

9.



a o

monkey

Now try these!

Read.

Were you right?

1. bandanna    2. seven    3. dove  
4. octopus    5. money    6. magnet

disc 2  
28

**B** Look and listen. Read along. disc 2  
29

## Mr. Monkey Gets a Surprise!

Mr. Monkey goes to Mr. Panda's juice stall every day. Today, Mr. Panda is selling banana juice and lemon juice with honey.



Mr. Monkey gives a cheer.  
"I love banana juice!" he says.



Mr. Monkey drinks lots of banana juice. Oh, no! Mr. Monkey has hiccups!  
"I don't love hiccups!" he says. "Hiccup!"



Mr. Gorilla and his son roar at Mr. Monkey. They give him a surprise.



The surprise stops Mr. Monkey's hiccups. "Thank you," says Mr. Monkey. "I love surprises!"

**New words:** Mr. stall selling hiccups  
**Sight words:** goes every



## Review 3

a e i o u a e i o u o

A Look and listen. Sing along.

disc 2  
30

Song

I love the hotel elevator.  
I love to go up,  
And I love to go down.

An old man in a uniform,  
A short lady with her son,  
A chicken with a pink umbrella,  
And a monkey. Oh, what fun!

A child with a shopping bag,  
Mr. Banana and a spy.  
A gorilla wearing a gold dress!  
Every day is a big surprise!

**B** Listen, circle, and write.

disc 2  
31

1.

o

2.

m

3.

e

4.

i

**C** Read and check. Then ask your partner and check.

	You		Your partner	
1. Do you have a school uniform?	<input type="checkbox"/> Yes	<input type="checkbox"/> No	<input type="checkbox"/> Yes	<input type="checkbox"/> No
2. Is it cold in winter in your city?	<input type="checkbox"/> Yes	<input type="checkbox"/> No	<input type="checkbox"/> Yes	<input type="checkbox"/> No
3. Do you like surprises?	<input type="checkbox"/> Yes	<input type="checkbox"/> No	<input type="checkbox"/> Yes	<input type="checkbox"/> No
4. Is there an elevator in your school?	<input type="checkbox"/> Yes	<input type="checkbox"/> No	<input type="checkbox"/> Yes	<input type="checkbox"/> No




a e i o u a e i o u o

**D** Say and circle.

g	o	r	i	l	l	a	p
a	l	e	m	o	n	c	a
b	m	h	o	n	e	y	n
a	u	t	i	g	e	r	d
b	s	l	o	v	e	c	a
y	i	l	a	d	y	o	v
t	c	h	o	t	e	l	m
b	a	n	a	n	a	d	f

**E** Find four more words in the puzzle. Circle and write.

1. I \_\_\_\_\_ this \_\_\_\_\_.



2. I drink tea with \_\_\_\_\_ and \_\_\_\_\_.



**F** Play the guessing game.



monkey



tiger



pencil



music



honey



baby



umbrella



love



acorn



lemon



chicken



son



hotel



she



uniform



banana

\_\_\_\_\_





# Unit 7

kn wr mb e rh st

**A** Listen and learn. disc 2  
32



knife

kn



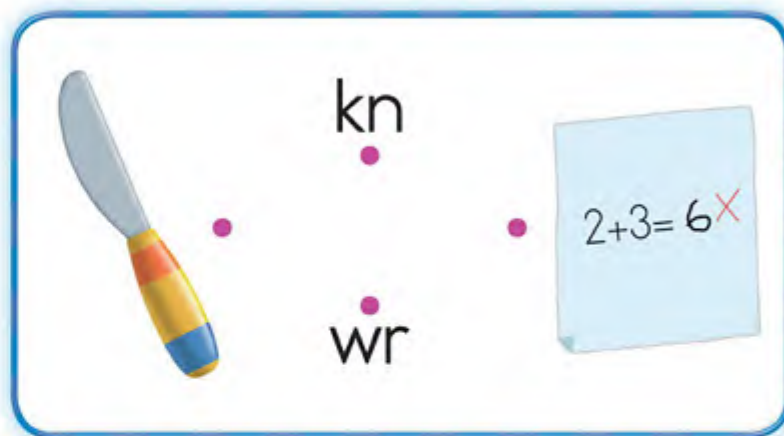
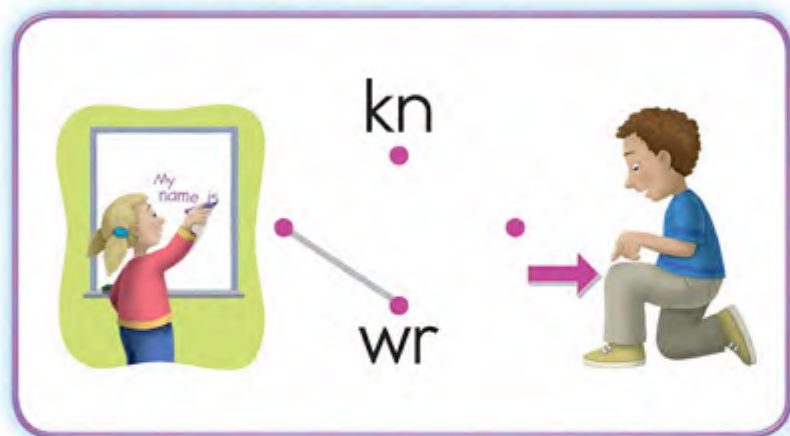
write

wr

**B** Listen, point, and read. disc 2  
33

1.  **knife**
2.  **knee**
3.  **write**
4.  **wrong**

**C Match and write.**



1. write 2. ee 3. ife 4. ong

**D Listen and write. Then work out the answer.**

disc 2  
34

1. I cut fruit with a     .
2. This word is     .
3. This is my right    .
4. I      my name  
with a     .

What do you do on your knees?

**E Listen and chant. Then read.**

disc 2  
35



It's wrong to play with a knife on your knee.



kn wr mb e rh st

**A** Listen and learn. disc 2  
**36**



**l a m b**

**m b**



**g l o v e**

**e**

**B** Listen, point, and read. disc 2  
**37**

1.



**lamb**

2.



**comb**

3.




**glove**

4.



**live**



**C** Listen and circle the silent letter. Then match.

1. live



2. comb



3. glove

4. lamb

**D** Read and write.

1. I wear a \_\_\_\_\_ on my hand.



2. A \_\_\_\_\_ is a baby sheep.



3. I \_\_\_\_\_ in this house.




4. I have a \_\_\_\_\_ for my hair.



**E** Listen and chant. Then read.



I live with a lamb, a comb, and a glove.



kn wr mb e rh st

**A** Listen and learn. disc 2  
40



rhino

rh



whistle

st

**B** Listen, point, and read. disc 2  
41

1.



rhino

2.



rhubarb

3.



whistle

4.



castle

**C** Listen and circle the silent letter. Then match.

1. whistle •



2. rhubarb •



3. rhino •

4. castle •

**D** Find, circle, and write.

fcastleymrhubarborwhistlexrhinow

1.



Handwriting practice lines (top, dashed middle, bottom)

2.



Handwriting practice lines (top, dashed middle, bottom)

3.



Handwriting practice lines (top, dashed middle, bottom)

4.



Handwriting practice lines (top, dashed middle, bottom)

**E** Listen and chant. Then read.



The rhino in the castle has rhubarb and a whistle.



kn wr mb e rh st

**A** Read and write.

comb rhino wrong live knee glove  
write whistle lamb rhubarb castle knife

mb

wr

kn

st

rh

e

Now try these!

Read.

Were you right?

1. know
2. wrap
3. thumb
4. come
5. listen



disc 2  
44

**B** Look and listen. Read along. disc 2  
45

## The Comb and the Dragon



I am Henry. I live in a castle.  
My father is the king. He can fight  
dragons with his knife.



I hear the whistle. A dragon is here!  
The king's men don't like dragons.



I put on my glove. I don't have  
a knife, but I have a comb.  
The dragon is on its knees.



I comb the dragon's hair.  
The dragon is as tame as a lamb.  
All the king's men are wrong.  
Dragons are good, not bad!

**New words:** Henry fight dragon hear tame  
**Sight words:** here



**A** Listen and learn. disc 2  
**46**



picture

ture



treasure

sure

**B** Listen, point, and read. disc 2  
**47**



picture



nature



treasure



measure

**C** Listen and number. Then write. disc 2  
48



mea



pic



na



trea

**D** Read and number.

1. I measure the knife.
2. The treasure is in the castle.
3. I like to read books about nature.
4. This is a picture of a lamb.



**E** Listen and chant. Then read. disc 2  
49



I measure the picture  
of the treasure.



**A** Listen and learn. disc 2  
**50**



**s t a t i o n**

**t i o n**



**t e l e v i s i o n**

**s i o n**

**B** Listen, point, and read. disc 2  
**51**



**station**



**competition**

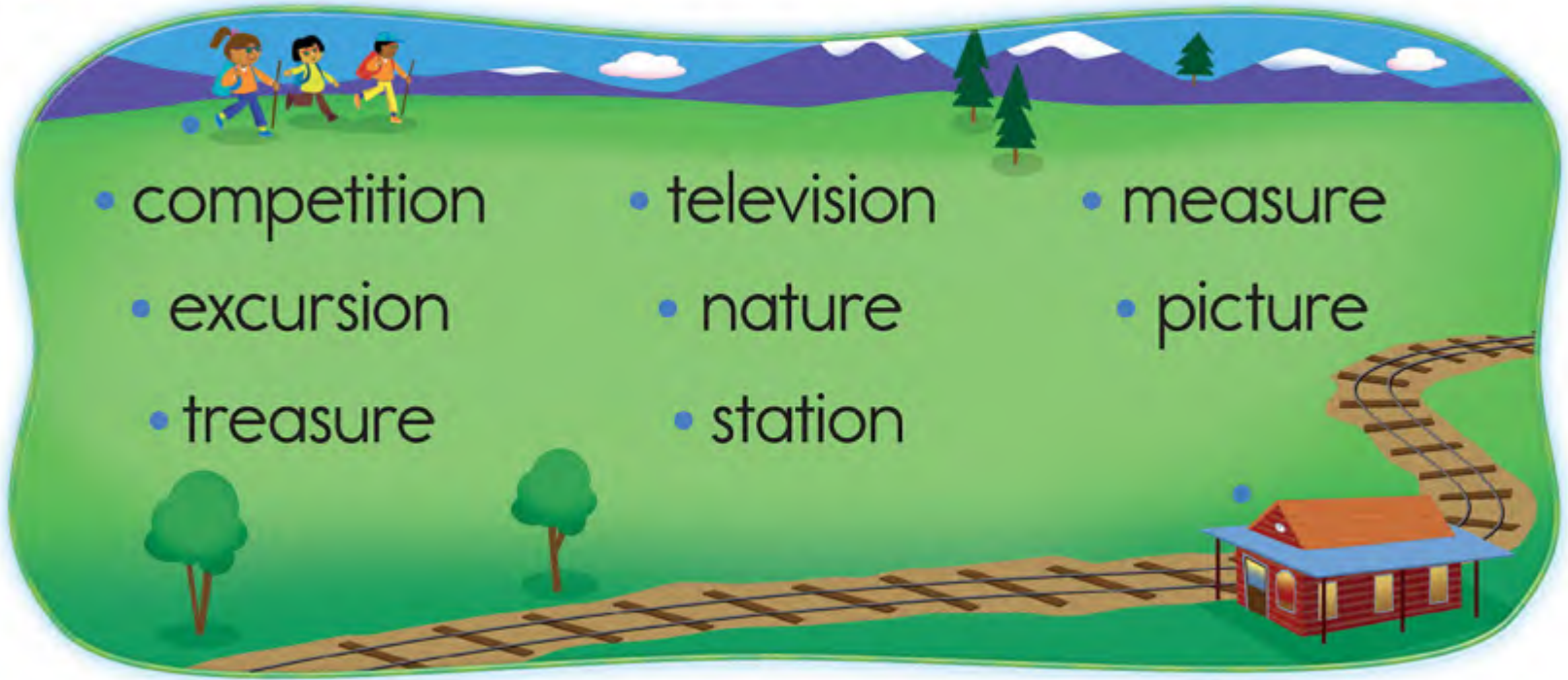


**television**



**excursion**

**C** Listen and connect. Where are they going? disc 2  
52



- competition
- television
- measure
- excursion
- nature
- picture
- treasure
- station

**D** Listen and write. disc 2  
53

station    competition    television    excursion

1. It is a  to find the treasure.
2. There is a competition on .
3. I see a picture of a train .
4. It is a school .

**E** Listen and chant. Then read. disc 2  
54



I watch the competition  
on television.



A Listen and learn. disc 2  
55



B Listen, point, and read. disc 2  
56



famous



dangerous



beautiful



helpful

**C Listen and connect.** disc 2  
**57**

1. crocodile • helpful •  
nurse • dangerous •




2. treasure • beautiful •  
tiger • dangerous •



3. doctor • beautiful •  
picture • famous •




**D Circle and write.**

1.  fam ous ful  
\_\_\_\_\_

2.  help ous ful  
\_\_\_\_\_

3.  danger ous ful  
\_\_\_\_\_

4.  beauti ous ful  
\_\_\_\_\_

**E Listen and chant. Then read.** disc 2  
**58**



The famous singer is beautiful and helpful.



# ture sure tion sion ous ful

**A** Listen, circle, and write. disc 2  
59

1.



tion sion

televi

2.



ture sure

pic

3.



ful ous

danger

4.



tion sion

sta

5.



sure ture

trea

6.



ful ous

beauti

**Now try these!**

Listen, circle, and write. disc 2  
60

1. sure ture

cul

2. ture sure

plea

3. tion sion

ac

4. sion tion

vi

Were you right?



**B** Look and listen. Read along.


disc 2  
61

## The Beautiful Treasure

Kelly is famous. She is on television.



Kelly is at the station with a picture. She wants the box in the picture.



Kelly has a snake. Kelly and her snake like nature. They climb mountains. They walk across a bridge.



They swing across a river. There are crocodiles in the river. It is dangerous. Kelly's snake is helpful!



They go into a cave. Kelly can see the box. There is treasure in the box. The treasure is beautiful!

**New words:** climb across bridge





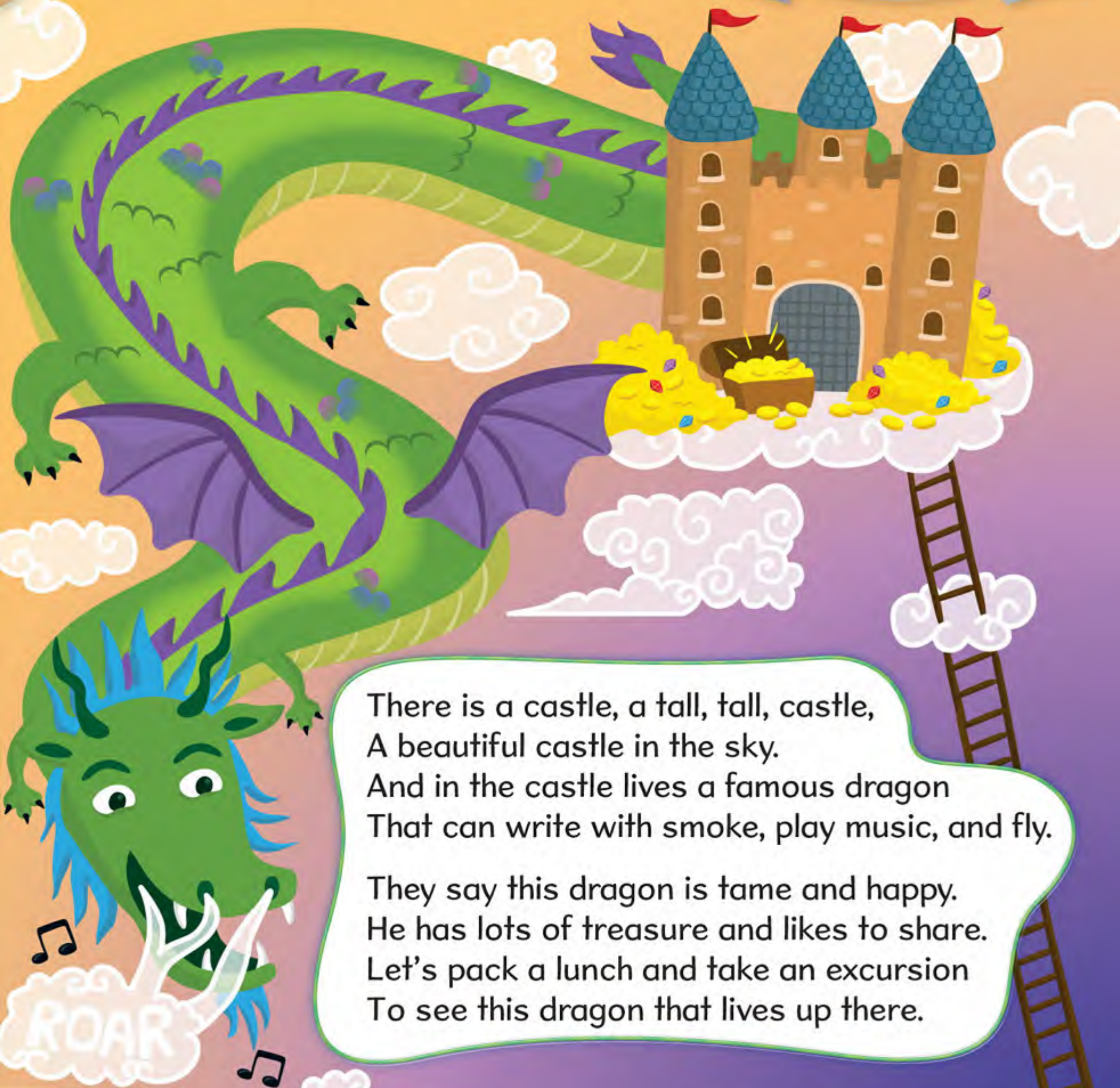
## Review 4

kn wr mb e rh st ture sure

A Look and listen. Sing along.

disc 2  
62

Song



There is a castle, a tall, tall, castle,  
A beautiful castle in the sky.  
And in the castle lives a famous dragon  
That can write with smoke, play music, and fly.

They say this dragon is tame and happy.  
He has lots of treasure and likes to share.  
Let's pack a lunch and take an excursion  
To see this dragon that lives up there.

# tion sion ous ful



## B Listen and circle. disc 2 63

1. comb                  rhino                  glove                  wrong

---

2. station                  picture                  whistle                  helpful

---

3. famous                  knife                  lamb                  castle

---

4. dangerous                  knee                  measure                  write

---

5. live                  rhubarb                  competition                  glove

---

6. knife                  dangerous                  wrong                  excursion

## C Read and check. Then ask your partner and check.

	You		Your partner	
1. Do you like nature?	<input type="checkbox"/> Yes	<input type="checkbox"/> No	<input type="checkbox"/> Yes	<input type="checkbox"/> No
2. Can you blow a whistle?	<input type="checkbox"/> Yes	<input type="checkbox"/> No	<input type="checkbox"/> Yes	<input type="checkbox"/> No
3. Do you live in a castle?	<input type="checkbox"/> Yes	<input type="checkbox"/> No	<input type="checkbox"/> Yes	<input type="checkbox"/> No
4. Do you like television?	<input type="checkbox"/> Yes	<input type="checkbox"/> No	<input type="checkbox"/> Yes	<input type="checkbox"/> No
5. Are you a helpful child?	<input type="checkbox"/> Yes	<input type="checkbox"/> No	<input type="checkbox"/> Yes	<input type="checkbox"/> No



# kn wr mb e rh st ture sure tion sion

**D** Listen, read, and write. disc 2  
64


knife write beautiful castle

1. I can  my name.
2. The king lives in a .
3. I cut the fruit with my .
4. That picture is .

**E** Look, write, and match.

a b c d e f g h i j k l m n o p q r s t u v w x y z  
 1 2 3 4 5 6 7 8 9 10 11 12 13 14 15 16 17 18 19 20 21 22 23 24 25 26

1. 13 5 1 19 21 18 5
2. 18 8 9 14 15
3. 19 20 1 20 9 15 14



4.   
20 5 12 5 22 9 19 9 15 14
5.   
7 12 15 22 5
6.   
4 1 14 7 5 18 15 21 19

F Play the Treasure Hunt game.



comb



castle



rhubarb



knife



lamb



live



whistle



beautiful



picture



rhino



wrong



station



dangerous



helpful



excursion



famous



measure



knee



write



glove



television



nature



# Picture Dictionary

Aa



Blank handwriting practice lines for the word 'acorn'.



Blank handwriting practice lines for the word 'book'.



Blank handwriting practice lines for the word 'calendar'.



Blank handwriting practice lines for the word 'boy'.

Bb



Blank handwriting practice lines for the word 'baby'.



Blank handwriting practice lines for the word 'bread'.



Blank handwriting practice lines for the word 'ball'.



Blank handwriting practice lines for the word 'candy'.



Blank handwriting practice lines for the word 'banana'.



Blank handwriting practice lines for the word 'bush'.



Blank handwriting practice lines for the word 'bear'.

Cc



Blank handwriting practice lines for the word 'car'.



Blank handwriting practice lines for the word 'beach'.



Blank handwriting practice lines for the word 'castle'.



Blank handwriting practice lines for the word 'parrot'.



Blank handwriting practice lines for the word 'chair'.



Blank handwriting practice lines for the word 'hello'.



Blank handwriting practice lines for the word 'balloons'.



Handwriting practice lines (top, dashed middle, bottom).



Handwriting practice lines (top, dashed middle, bottom).



Handwriting practice lines (top, dashed middle, bottom).



Handwriting practice lines (top, dashed middle, bottom).



Handwriting practice lines (top, dashed middle, bottom).



Handwriting practice lines (top, dashed middle, bottom).



Handwriting practice lines (top, dashed middle, bottom).



Handwriting practice lines (top, dashed middle, bottom).

Dd



Handwriting practice lines (top, dashed middle, bottom).



Handwriting practice lines (top, dashed middle, bottom).



Handwriting practice lines (top, dashed middle, bottom).



Handwriting practice lines (top, dashed middle, bottom).

Ee



Handwriting practice lines (top, dashed middle, bottom).



Handwriting practice lines (top, dashed middle, bottom).



Handwriting practice lines (top, dashed middle, bottom).

Ff



Handwriting practice lines (top, dashed middle, bottom).



Handwriting practice lines (top, dashed middle, bottom).



Handwriting practice lines (top, dashed middle, bottom).



Handwriting practice lines (top, dashed middle, bottom).

Gg



Handwriting practice lines (top, dashed middle, bottom).



Handwriting practice lines (blue top, dashed middle, red bottom).

Kk



Handwriting practice lines (blue top, dashed middle, red bottom).



Handwriting practice lines (blue top, dashed middle, red bottom).



Handwriting practice lines (blue top, dashed middle, red bottom).

Hh



Handwriting practice lines (blue top, dashed middle, red bottom).

Ll



Handwriting practice lines (blue top, dashed middle, red bottom).



Handwriting practice lines (blue top, dashed middle, red bottom).



Handwriting practice lines (blue top, dashed middle, red bottom).



Handwriting practice lines (blue top, dashed middle, red bottom).



Handwriting practice lines (blue top, dashed middle, red bottom).



Handwriting practice lines (blue top, dashed middle, red bottom).



Handwriting practice lines (blue top, dashed middle, red bottom).



Handwriting practice lines (blue top, dashed middle, red bottom).



Handwriting practice lines (blue top, dashed middle, red bottom).



Handwriting practice lines (blue top, dashed middle, red bottom).

Mm



Handwriting practice lines (blue top, dashed middle, red bottom).



Handwriting practice lines (blue top, dashed middle, red bottom).



Handwriting practice lines (blue top, dashed middle, red bottom).



Handwriting practice lines (blue top, dashed middle, red bottom).



Handwriting practice lines (blue top, dashed middle, red bottom).



Blank handwriting practice lines.



Blank handwriting practice lines.

Nn



Blank handwriting practice lines.

Rr



Blank handwriting practice lines.



Blank handwriting practice lines.



Blank handwriting practice lines.

Pp



Blank handwriting practice lines.



Blank handwriting practice lines.



Blank handwriting practice lines.

Ss



Blank handwriting practice lines.



Blank handwriting practice lines.



Blank handwriting practice lines.



Blank handwriting practice lines.



Blank handwriting practice lines.



Blank handwriting practice lines.



Blank handwriting practice lines.



Blank handwriting practice lines.



Blank handwriting practice lines.



Blank handwriting practice lines.



Blank handwriting practice lines.





Handwriting practice lines (top, dashed middle, bottom).



Handwriting practice lines (top, dashed middle, bottom).



Handwriting practice lines (top, dashed middle, bottom).



Handwriting practice lines (top, dashed middle, bottom).

Uu



Handwriting practice lines (top, dashed middle, bottom).



Handwriting practice lines (top, dashed middle, bottom).



Handwriting practice lines (top, dashed middle, bottom).



Handwriting practice lines (top, dashed middle, bottom).

Tt



Handwriting practice lines (top, dashed middle, bottom).

Ww



Handwriting practice lines (top, dashed middle, bottom).



Handwriting practice lines (top, dashed middle, bottom).



Handwriting practice lines (top, dashed middle, bottom).



Handwriting practice lines (top, dashed middle, bottom).



Handwriting practice lines (top, dashed middle, bottom).



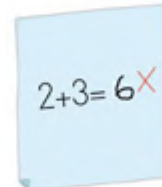
Handwriting practice lines (top, dashed middle, bottom).



Handwriting practice lines (top, dashed middle, bottom).



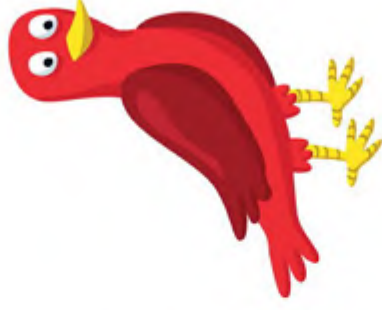
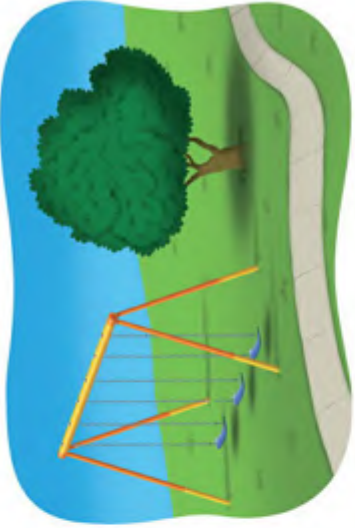
Handwriting practice lines (top, dashed middle, bottom).



Handwriting practice lines (top, dashed middle, bottom).



# Student Cards



1  
**car**

2  
**farm**

3  
**park**

4  
**star**

5  
**bird**

6  
**girl**

7  
**nurse**

8  
**purple**

9  
**teacher**

10  
**sister**

11  
**doctor**

12  
**tractor**

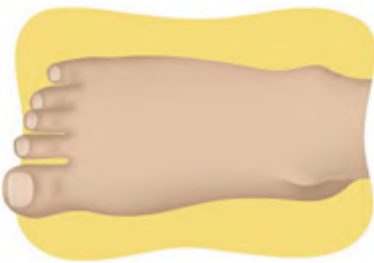

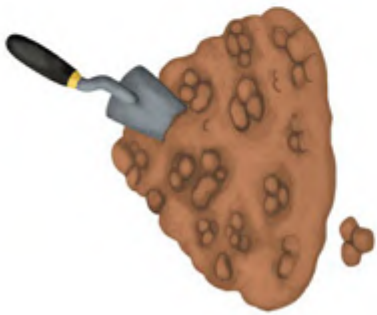
13  
**mouse**

14  
**house**

15  
**cow**

16  
**brown**





S	M	T	W	T	F	S
1	2	3	4	5	6	
7	8	9	10	11	12	13
14	15	16	17	18	19	20
21	22	23	24	25	26	27
28	29	30	31			



17

**coin**

18

**soil**

19

**toy**

20

**boy**

21

**book**

22

**foot**

23

**bush**

24

**pull**

25

**sauce**

26

**August**

27

**prawn**

28

**draw**

29

**ball**

30

**tall**

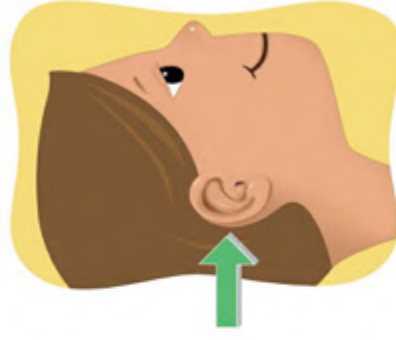

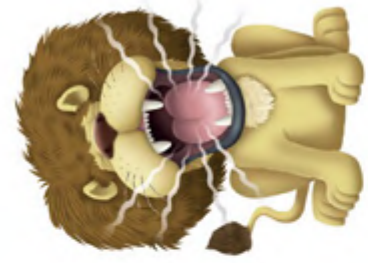
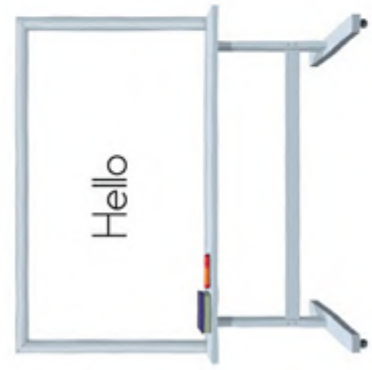
31

**water**

32

**walk**





33

horse

34

fork

35

roar

36

board

37

square

38

share

39

chair

40

hair

41

bread

42

head

43

bear

44

pear

45

ear

46

clear

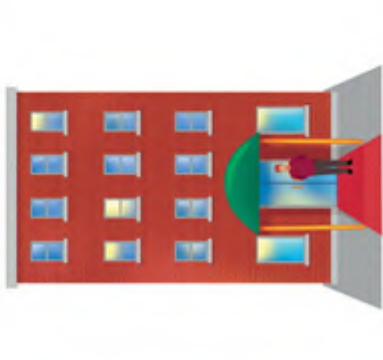

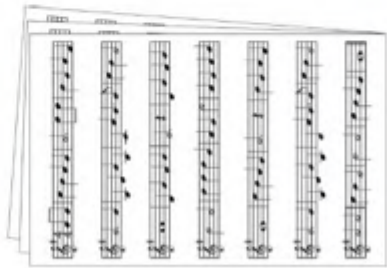
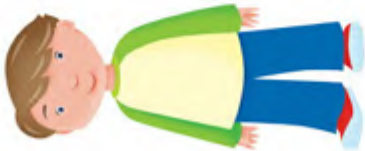
47

deer

48

cheer







49

**acorn**

50

**baby**

51

**elevator**

52

**lady**

53

**he**

54

**she**

55

**tiger**

56

**child**

57

**cold**

58

**hotel**

59

**uniform**

60

**music**

61

**panda**

62

**gorilla**


63

**banana**

64

**umbrella**





65

**chicken**

66

**pencil**

67

**lemon**

68

**surprise**

69

**monkey**

70

**love**

71

**son**

72

**honey**

73

**knife**

74

**knee**

75

**write**

76

**wrong**

77

**lamb**

78

**comb**

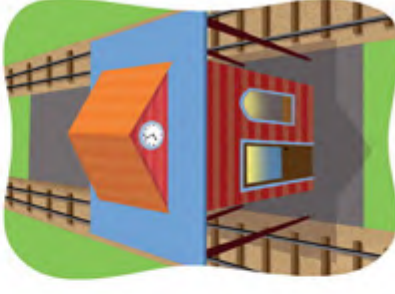


79

**glove**

80

**live**





81  
**rhino**

82  
**rhubarb**

83  
**whistle**

84  
**castle**

85  
**picture**

86  
**nature**

87  
**treasure**

88  
**measure**

89  
**station**

90  
**competition**

91  
**television**

92  
**excursion**

93  
**famous**

94  
**dangerous**

95  
**beautiful**

96  
**helpful**





**Congratulations!**



This certifies that

\_\_\_\_\_

has successfully completed

# Oxford Phonics World 5

**Letter Combinations**

on \_\_\_\_\_



Signature \_\_\_\_\_

Date \_\_\_\_\_





**OXFORD**  
UNIVERSITY PRESS

198 Madison Avenue  
New York, NY 10016 USA

Great Clarendon Street, Oxford, OX2 6DP, United Kingdom

Oxford University Press is a department of the University of Oxford.  
It furthers the University's objective of excellence in research, scholarship,  
and education by publishing worldwide. Oxford is a registered trade  
mark of Oxford University Press in the UK and in certain other countries

© Oxford University Press 2015

The moral rights of the author have been asserted

eBook Edition

ISBN: 978 0 19 463386 4 Interactive ebook

ISBN: 978 0 19 463388 8 Interactive ebook - app version

First published in 2015

#### **No copying or file sharing**

This digital publication is protected by international copyright laws.  
No part of this digital publication may be reproduced, modified, adapted,  
stored in a retrieval system, or transmitted, in any form or by any means,  
to any other person or company without the prior permission in writing  
of Oxford University Press, or as expressly permitted by law. Enquiries  
concerning reproduction outside the scope of the above should be sent to  
the ELT Rights Department, Oxford University Press, at the address above  
You must not modify, adapt, copy, store, transfer or circulate the contents  
of this publication under any other branding or as part of any other product.  
You may not print out material for any commercial purpose or resale  
Any websites referred to in this publication are in the public domain and  
their addresses are provided by Oxford University Press for information only.  
Oxford University Press disclaims all and any responsibility for the content  
of such websites

#### ACKNOWLEDGEMENTS

*Cover Design:* Molly K. Scanlon

*The authors and publisher are grateful to those who have given permission to reproduce the following extracts and adaptations of copyright material:*

*Illustrations by:* Scott Angle: 40, 79; Robin Boyer: 8 (bot), 9, 20, 31, 34 (bot), 35, 46 (bot), 56 (bot), 57, 76 (bot), 77; Nancy Carlson: 24 (bot), 36 (bot), 39, 48 (bot), 49 (top), 60, 66 (bot), 67 (top), 74 (bot), 75; Mattia Cerato: 5 (chant), 7 (chant), 9 (chant), 13 (chant), 15 (chant), 17 (chant), 23, 25 (chant), 27 (chant), 29 (chant), 33 (chant), 35 (chant), 37 (chant), 45 (chant), 47 (chant), 49 (chant), 53 (chant), 55 (chant), 57 (chant), 65 (chant), 67 (chant), 69 (chant), 71, 73 (chant), 75 (chant), 77 (chant); Marcus Cutler: 59, 83; Lalena Fisher: 70; Jannie Ho: 6 (bot), 7 (bot), 12 (bot), 13, 26 (bot), 27, 44 (bot), 45, 51, 68 (bot), 80; Nathan Jarvis: 4 (bot), 11, 16 (bot), 28 (bot), 29, 43, 52 (bot), 53, 64 (bot), 65; Bill Ledger: 4 (top), 5 (mascot), 6 (top), 7 (mascot), 8 (top), 9 (mascot), 10 (mascot), 12 (top), 13 (mascot), 14 (top), 15 (mascot), 16 (top), 17 (mascot), 18 (mascot), 24 (top), 25 (mascot), 26 (top), 27 (mascot), 28 (top), 29 (mascot), 32 (top), 33 (mascot), 34 (top), 35 (mascot), 36 (mascot), 37 (mascot), 44 (top), 45 (mascot), 46 (top), 47 (mascot), 48 (top), 49 (mascot), 52 (top), 53 (mascot), 54 (top), 55 (mascot), 56 (top), 57 (mascot), 64 (top), 65 (mascot), 66 (top), 67 (mascot), 68 (top), 69 (mascot), 72 (top), 73 (mascot), 74 (top), 75 (mascot), 76 (top), 77 (mascot); Julissa Mora: 14 (bot), 15, 19, 32 (bot), 33, 54 (bot), 55, 63, 72 (bot), 73.

*We would also like to thank the following for permission to reproduce the following photographs:* 22: (teacher) Denise Kappa/shutterstock.com, (paint) Roman Signaev/shutterstock.com, (tractor) Valio/shutterstock.com, (farm) MaxyM/shutterstock.com, (rope pulling) © Ralf Schultheiss/Corbis, (bird) Elenaphotos21/shutterstock.com, (cow) Elenaphotos21/shutterstock.com, (girl) Jordan Chesbrough/istockphoto, (coin) OUP, (dog toy) Ivan\_Sabo/shutterstock.com, (car) Ivan\_Sabo/shutterstock.com; 42: (bread) OUP, (faucet) Elena Elisseeva/istockphoto, (girl) Judy Kennamer/shutterstock.com, (fork) Ramon grosso dolarea/shutterstock.com, (soy sauce) bonchan/shutterstock.com, (square) Skyline/shutterstock.com, 62: (banana) OUP, (woman) © Hero/Corbis, (panda) Sam Lee/istockphoto, (sheet music) dafne/shutterstock.com, (tiger) neelsky/shutterstock.com, (child) © Staffan Widstrand/Corbis, (gorilla) Stephanie Dalen/shutterstock.com, (baby) Jean Hatch/shutterstock.com, (heart) OUP, (hotel) OUP, (honey) © Radius Images/Corbis, (lemon) Jill Fromer/istockphoto, (TV) Godfried Edelman/istockphoto; 82: (ruler) Dmitry Naumov/shutterstock.com, (train station) Tupungato/shutterstock.com, (glove) Africa Studio/shutterstock.com, (crocodile) Susan Flashman/shutterstock.com, (rhino) TechWizard/shutterstock.com.

*Music by:* Laurie Thain and Gordon Maxwell



# Oxford Phonics World

Let us guide you through  
the world of phonics...



**Oxford Phonics World** is the first step on your students' journey into English, leading you through **all 44 sounds**.

- **Over 150 Phonics Friends** — an angry apple, a big bear, and others — help children remember English sounds.
- **Action songs, chants, and games** encourage children to discover connections between English sounds and letters.
- **Active class activities** develop children's listening, speaking, reading, writing, and spelling skills and provide opportunities to apply them.
- **Multi-ROMs** include fun animations and interactive games, stories, and songs for practice at home.

**5 levels of phonics for use before or alongside your English course**

- **Student Book** with **Student Cards** and **Multi-ROMs**
- **Workbook**
- **Teacher's Book**
- **Phonics Cards**
- **Phonics Readers**
- **Oxford iTools**  
Digital Classroom Resources



Authors Kaj Schwermer, Julia Chang, and Craig Wright, and musician Laurie Thain are experienced teachers and teacher trainers who specialize in phonics instruction.

**OXFORD**  
UNIVERSITY PRESS

[www.oup.com/elt/oxfordphonicsworld](http://www.oup.com/elt/oxfordphonicsworld)

ISBN 978-0-19-459621-3



9 780194 596213